










## Your Complete **Insulin Pump** Reference Guide From *Diabetes Health*

Manufacturer	Model	Size (inches)	Weight (ounces)	Reservoir Type	Basal Increment	Total Basal Rates/Profile	Temporary Basal Rate	Minimum Number of Button Pushes to Program 2-Rate Basal Pattern	Maximum Basal Rate
Animas (U.S.)	<b>IR 2020</b> 	2.9 x 2.0 x 0.76	3.13 with battery and full cartridge	Disposable plastic	0.025 unit	12 each day for each of 4 basal programs	Yes. Increase or decrease by percentage all segments of your active basal program for the duration desired. 30 minutes to 24 hours. No need to program in amount for each segment.	19	Yes
	<b>IR-1000</b> 	3.5 x 2.2 x 0.71	3.5		0.05 unit		Yes. Increase or decrease by percentage all segments of your active basal program for the duration desired. 30 minutes. No need to calculate and program in amount for each segment.	25	
Disetronic Medical Systems Inc. (Roche)	<b>ACCU-CHEK® Spirit</b> 	3.2 x 2.2 x 0.8	2.8 (4.0 oz with battery, full 315-unit cartridge and infusion set)	Disposable plastic	0.1 unit	5 profiles with up to 24 rates each	Yes. 10% increments from 0% to 200%, and 15-minute increments from 15 minutes to 24 hours.	13	Yes
Insulet Corporation	<b>OmniPod Insulin Management System</b> 	OmniPod: 1.6 x 2.4 x 0.7 PDM: 2.6 x 4.3 x 1.0	OmniPod: 1.2 with full reservoir PDM: 4.0 with batteries	Plastic, integrated into OmniPod	0.05 units	Seven programs with up to 24 segments each, programmable in 30 minute increments	Yes. Can be programmed as percentage of current program (-100% to 95% in 5% steps) or units per hour (0.0-30.0 in 0.05 steps) for a duration of 30 minutes to 12 hours in 30 minute increments.	9	Yes
Medtronic	<b>MiniMed Paradigm® 522</b> 	3 x 2 x 0.8	3.5 with battery and full reservoir	Disposable shock-resistant plastic	0.05 unit	3 patterns with up to 48 rates each	Yes. Can be increased or decreased by percentage of current rates or by units per hour. 30 minutes to 24-hour duration.	13	Yes
	<b>MiniMed Paradigm® 722</b> 	3.6 x 2 x 0.8	3.8 with battery and full reservoir						

Your Complete **Insulin Pump** Reference Guide From *Diabetes Health*

Bolus Increments and Maximum	Bolus Duration for 1 Unit	Bolus Types	Bolus Programming Methods	Minimum Number of Button Pushes to Program 3.7 Unit Normal Bolus	Max Bolus Limit	Memory Features	Battery Life	Battery Type	Use With Water
0.05 to 25 units	User selected	Normal, carb, BG, combo, extended, audio, ezBolus, food data base	Menu, audio, vibrate, ezBolus	3		500 boluses, 120 TDD, 30 alarm, 60 prime, 30 suspend, 270 basal, 500 BG & carb values.	5 to 7 weeks	AA lithium, nonproprietary (regular AA can be used but will have a shorter battery life)	12 feet for 24 hours
0.1 to 25 units	3 seconds	Normal, extended, combination audio	Menu, audio	6	Yes	Last 255 boluses and alarms with time and date, total daily delivery for last 255 days including total basal per day.	2 months	Four 1.5 V, model 357; available at drug and camera stores	
0.1, 0.2, 0.5, 1.0, or 2.0 to 25 units	5 seconds	Quick, Scroll, Extended, MultiWave	Menu, tactile bolus (audible or vibrating)	4	Yes	Non-volatile: 90 days; history recall on pump of last 30 boluses, last 30 alerts, last 30 daily insulin totals, and last 30 temporary basal rate increases and decreases.	appx. 4 weeks (alkaline), 1 week (rechargeable)	One 1.5v AA alkaline or NiMH AA rechargeable	(IPX8) Protected against effects of temporary immersion in water under standardized conditions (up to 60 minutes and 8 feet of water)
0.05, 0.1, 0.5, 1, up to 30 units	40 seconds	Meal, correction, meal & correction; normal, extended, combination	Menu	4	Yes	90 days of data (up to 5400 records)	PDM: 4 weeks	Two AAA alkaline	OmniPod: Watertight IPX8 rating; 8 ft. for 30 minutes
0.1 unit, range of 0.1 to 25 units	40 seconds	Normal, squarewave, dual-wave, audio, carbohydrate, correction	Menu, remote and Easy (audio) express	3	Yes	Approximately 90 days of data (prime, bolus, daily totals, alarms and programming)	2 to 4 weeks	One AAA alkaline; readily available	(IPX7) 3 feet for 30 minutes

Your Complete **Insulin Pump** Reference Guide From *Diabetes Health*

Manufacturer	Model	Size (inches)	Weight (ounces)	Reservoir Type	Basal Increment	Total Basal Rates/Profile	Temporary Basal Rate	Minimum Number of Button Pushes to Program 2-Rate Basal Pattern	Maximum Basal Rate
Sooil Development Co.	Diabecare II 	2.95 x 1.77 x 0.74	1.8	Disposable plastic (impact-resistant) 300 units	0.1 unit	24 basal rates/ 1 profile	Yes. 10% increments (0 - 200%) up to 12 hours.	25	Yes
	Diabecare IIS 	3.07 x 1.81 x 0.78	1.9		0.1 units/hr. or 0.01 units/hr.				
Smiths Medical (U.S.)	Cozmo 	3.2 x 1.8 x 0.90	3.3 with battery and full 300 unit cartridge	Disposable plastic	0.05 unit	4 patterns with 48 rates each	Zero to 250% in 5% increments or units per hour; 30 minutes to 72 hours duration. Eight custom temporary rates that user can name to fit activity (soccer, gardening, dog walking, etc.) and can schedule for automatic start/stop using Weekly Schedule feature.	11	Yes

Your Complete **Insulin Pump** Reference Guide From *Diabetes Health*

Bolus Increments and Maximum	Bolus Duration for 1 Unit	Bolus Types	Bolus Programming Methods	Minimum Number of Button Pushes to Program 3.7 Unit Normal Bolus	Max Bolus Limit	Memory Features	Battery Life	Battery Type	Use With Water
0.1 unit, range of 0.1 to 80 units	12 seconds	Normal and preset for meal appropriate	Menu	3	Yes	Last 100 boluses, primes, and daily totals. Last 50 alarms (all time and date stamped).	10 weeks	One 3.6 V DC	Watertight (IPX8)
0.1 $\mu$ , 0.5 $\mu$ or 1.0 $\mu$ up to 80 units		Normal and preset for meal appropriate, extended, dual				Last 500 boluses, primes, and daily totals. Last 100 alarms (all time and date stamped).			
0.05, 0.10, 0.50, 1.00, 2.00 or 5.00 to 75 units	User can choose delivery duration from 1 to 5 minutes	Standard, preset for meal appropriate, correction, extended, combination, and disconnect.	Menu, touch bolus (either audio or vibratory)	4	Yes	Holds up to 4,000 pump events with time and date stamps. Retains all data including BG, carbs, meal bolus, correction bolus, and basal patterns. Bolus history reports and Therapy Effectiveness Scorecard available.	1 month	One AAA alkaline any brand	Waterproof (IPX8) to a depth of 8 feet for 30 minutes and 12 feet for 3 minutes.

\*"QR" means "quick-release." The set is disconnected from the tubing a couple of inches from the infusion site, leaving a short "tail" of tubing while disconnected.