




Your Complete **Continuous Glucose Monitors** Reference Guide From *Diabetes Health*

Feature	MiniMed Paradigm REAL-Time System	MiniMed Guardian	DexCom STS
Photos			
Availability	Available across the U.S.	Available across the U.S.	Across the U.S.
FDA approval	For patients 7 years of age to adult	For patients 7 years of age to adult	For adults 18 and older
Communicates with an insulin pump	Yes, communicates with the Paradigm 522 and 722 pumps	No	No
Price	\$999 start up with transmitter and 10 sensors or upgrade with the Pathway Program for current Medtronic pump users. Insulin pump would be handled through insurance coverage and contracts negotiated.	\$1,339, with monitor, transmitter, ComLink and cable, and four sensors, plus \$35 per sensor	\$800 for receiver, transmitter and 2 sensors. \$175 per 5 sensors.
Insurance coverage	Reports of some people obtaining coverage for sensors	Reports of some people obtaining coverage for sensors	Reports of some people obtaining coverage for sensors
Accuracy	MARE: 16.59% - 24.84% Clark Error Grid - 96% in A+B and 61.7% in A MARD (Mean) - 17.32% MARD (Median) - 12%	Clark Error Grid - 96% in A+B and 61.7% in A MARD (Mean) - 17.32% MARD (Median) - 12%	Clark Error Grid - 95.4 % in A +B, 49% in A MARD (Median) - 15.9%
Sensor life	Shuts off at 72 hours (FDA stipulation), but has gone longer in trials	Shuts off at 72 hours (FDA stipulation), but has gone longer in trials	72 hours, (applying to FDA for longer), has gone longer in trials
Length of sensor probe	14 mm as measured by user	14 mm as measured by user	13 mm
Gauge of sensor probe	22	22	25
Angle of sensor insertion	45 degrees	45 degrees	45 degrees
Insertion device available	Sen-serter, manual insertion possible also	Sen-serter, manual insertion possible also	DexCom STS Applicator
Monitor size	Displays on insulin pump, no separate monitor	3" x 2"	3" x 2.5"
Start-up initialization time	2 hours and 20 minutes	2 hours and 20 minutes	2 hours
Calibration	First calibration is 2 hours after insertion. Second calibration 6 hours after first, then every 12 hours. Will alarm if calibration value not entered.	First calibration is 2 hours after insertion. Second calibration 6 hours after first, then every 12 hours. Will alarm if calibration value not entered.	Must calibrate with One Touch Ultra -- cannot be entered manually. Calibrate every 12 hours, first calibration must have 2 done within 30 minutes of each other.
Transmitter/sensor or body surface size	Sensor the size of a nickel. Transmitter is about the size of a quarter.	Sensor the size of a nickel. Transmitter is about the size of a quarter.	2.5 inches (both combined)
Alarms on user-set low and high thresholds	Yes, different sounds for different alarms, different volumes. Extremely loud "back up" alarm if no response to the first alarm. Note: In clinical trials, some people never respond to alarms at night regardless of the volume. An alarming device (receiver or pump) that is under covers, a pillow, or a body is almost impossible to hear.	Yes, different sounds for different alarms, different volumes. Extremely loud "back up" alarm if no response to the first alarm	Yes, alerts for high and low are manually set. Low alarm set at 55 mg/dl by manufacturer. High alarm can be overridden.
Displays glucose numbers	Every 5 minutes	Every 5 minutes	Every 5 minutes

Your Complete **Continuous Glucose Monitors** Reference Guide From *Diabetes Health*

Feature	MiniMed Paradigm REAL-Time System	MiniMed Guardian	DexCom STS
Displays directional trends	Yes, arrows that display how fast and in what direction, and 3 and 24 hour graphs	Yes, arrows that display how fast and in what direction, and 3 and 24 hour graphs	Yes, can display a 1, 3, or 9 hour glucose graph
Displays rate of change	Yes	Yes	Yes
Alarms on vector technology	No, but updated version will rate rate of change alarms	Yes	No
Alarms, vibrate, alarm, or both	Vibrate, Escalating Alarm, or both	Vibrate, Escalating Alarm, or both	Alarm or Vibrate; low first vibrate, then alarm
Transmitter waterproof	Yes, IPX8	Yes, IPX8	Yes
Transmitter batteries	Rechargeable. Transmitter life about one year. Additional transmitter \$999 (will come with another 10 sensors at that time)	Rechargeable. Transmitter life about one year. Additional Transmitter \$399.	Non-replaceable. Additional Transmitter is \$250.
Monitor batteries	Displayed on Paradigm 522 or 722 insulin pump which requires one AAA battery. Pump alerts when change is needed.	One AAA battery. Monitor alerts when change is needed.	Must recharge the battery every 5 days, charge time 3 hours
Range of monitor to transmitter (Factory Stated)	6 feet	6 feet	5 feet
Sensor storage: refrigerated or room temperature	Refrigerated, 6 month life, can be at room temperature for 1 week	Refrigerated, 6 month life, can be at room temperature for 1 week	Room temperature, 4 month life
Snooze alarm feature	Yes, both high and low alarms settings differ	Yes, both high and low alarms settings differ	Unknown.
Built in BG monitor	BD meter RF to pump or manually enter with other meters. With BD leaving market, plans unknown.	No, can use any meter and manually enter	Must calibrate with OneTouch Ultra
Computer software	Carelink or Solutions	Carelink or Solutions	DexCom DM Consumer Data Manager (\$79)
Warranty	6 months on transmitter, 4 years on insulin pump	6 months on transmitter, 1 year on monitor	6 months on receiver and transmitter
Money-back guarantee	30 day return policy for transmitter	30 day return policy for transmitter	90 day money back guarantee
Developing technology	Closed loop system where the devices would interact with each other and autopilot themselves. This includes implanted sensor/pump technology and external sensor/pump technology. In clinical trials, including with pediatric patients.	NA	Long-term (about 1 year/outpatient procedure) implantable sensor
Official product website	www.medtronicdiabetes.com	www.medtronicdiabetes.com	www.dexcom.com/html/dexcom_products.html
Additional websites and blogs	NA	LifeAfterDx - Guardian Blog: www.lifeafterdx.blogspot.com Until a Cure: www.untilacure.blogspot.com	FDA Site for the DexCom STS: http://www.fda.gov/cdrh/pdfs/p050012.html Photos of DexCom STS in Use: www.childrenwithdiabetes.com/DexComSensor.htm My New Friend Dexcom: www.insulinfactor.com/article_dexcom.html

Reprinted by permission of Jeff Hichcock and Children with Diabetes. Additional thanks to Jennifer White.